

Quick Profit Tips Vol 2

**Ten Terrific
Ways To Transform**

320,000

**Expert
Content
Words**

**Into
Tomorrow's
Profits!**

**A Newbie-Friendly
Step by Step Guide
You Can Use To
Begin Today**

An InfoBizU Production

Table of Contents

Table of Contents

ENJOY!

Table of Contents	i
Acknowledgments	iii
Dedication	iv
Legal Notice	v
Introduction.....	1
Before You Begin.....	4
IMIT_ExpertContent_Vol2.docx	4
DailySeminar_ExpertContent_Vol2.docx.....	24
DennisBecker_books_PLR:	31
SeanMize_ExpertContent:.....	31
1.) Personal Inspiration	33
2.) Blog Posts.....	35
3.) Weekly 5 Day Classes	37
4.) Optin Gift Giveaways.....	39
5.) Affiliate Bonuses	41
6.) Product Creation	43
7.) Social Media Questions	45
8.) Tips Collections	48
9.) Create Membership Site.....	50
10.) Create A Coaching Program	51
What You Have Just Learned	54

Table of Contents

Your Next Steps	55
Conclusion	56
This concludes Quick Profits Tips Volume 2!	56
About The Author	57
Welcome!.....	57
Appendix 1: Recommended IBU Resources	58
Magnificent PLR Content Volume 2!.....	58
Magnificent PLR Content Volume 1!.....	59
The REAL Way To Get To 100K in 1 Year	60
How To Get More Buy Buttons Out There! (hint: Use PLR Content!)	61
68K in 57 Days!.....	62
Remember.....	63

Acknowledgments

Acknowledgments

A public thank you – I’ve been making my living online now for over 18 years and during this time, have been blessed by the following individuals:

- [Bill Vick](#), [Wallace Harkness](#), [Dennis Becker](#), [Debbie Benstein](#), Theresa Zappulla and more
- I’m also deeply grateful to my colleagues and the super folks from whom I learned including [Marlon Sanders](#), [Paul Myers](#), [Dr. Ben Adkins](#), [Brad Spencer](#), [Judy K](#), [Norma Rickman](#), [Colin Theriot](#), [Coby Wright](#), [Monika Morley](#), [Joe Finn](#), [Igor Kheifets](#), [Kathe Lucas](#), [Denise Hall](#), [Janelle Kleppin](#), [Erica Stone](#), [Tink BD](#), [Jenny Dunham](#), [John Lenaghan](#), [Liz Strauss](#), [Mark Davidson](#), [Suzie Cheel](#), [Joanna Young](#), [Brian Clark](#), [Darren Rowse](#), [Maureen Sharib](#), [Jim Stroud](#), [Judi Sohn](#), [Catherine Lawson](#), [Maki](#), [Wendy Piersall](#), [John Chow](#), [Gab Goldenberg](#), [James Chartrand](#), [Skellie](#), [Crow](#), [Joel Falconer](#), [Melinda](#), [Lorelle](#), [Brad Shorr](#), [Cath Lawson](#), and many more as well.
- Next, I am indebted to: **Donna Gillespie**, author of the life-changing books [The Light Bearer](#) and [Lady of the Light](#) – one of the most superb writers today.

Last but never least:

My family. My wonderful husband, Moses Ling, my terrific kids, my wondrous mooses, my absolutely fantastic parents - none of this would be possible whatsoever without their love and support. This one's for you, folks!

Dedication

Dedication

To my husband:

My everything is dedicated to my husband, Moses Ling...the man in my life who keeps me sane and gives me the truest meaning to my life.

I love you the mostest. Always.

And also.....

Barbara Ling

Fortune favors the bold.

Legal Notice

Legal Notice

InfoBusinessUniversity (“IBU”) and its licensors retain all ownership rights to the system **10 POWERFUL WAYS TO PROFIT FROM PLR** (hencewards called “the System”) and software included offered by LINGSTAR. Use of the System and related software is governed by applicable copyright law.

All rights reserved. No part of this System may be reproduced or transmitted in any form or by any means, electronic or mechanical, including photocopying, recording, or by any information storage and retrieval system, without the written permission of the publisher Lingstar. Making unauthorized copies, adaptations, or compilation works, or including this material in lectures or seminars for profit is strictly prohibited and constitutes a punishable violation of the law.

LINGSTAR may revise this documentation from time to time without notice.

THIS SYSTEM IS PROVIDED “AS IS” WITHOUT WARRANTY OF ANY KIND. IN NO EVENT SHALL LINGSTAR BE LIABLE FOR ANY LOSS OF PROFITS, LOSS OF BUSINESS, LOSS OF USE OR DATA, INTERRUPTION OF BUSINESS, OR FOR INDIRECT, SPECIAL, INCIDENTAL, OR CONSEQUENTIAL DAMAGES OF ANY KIND, ARISING FROM ANY ERROR IN THIS DOCUMENTATION.

The System and software are copyright © 1998-2020 Lingstar All rights reserved.

IBU, and the InfoBusinessUniversity corporate logo are trademarks of IBU. Other product or brand names are trademarks or registered trademarks of their respective holders.

Nicky510 is owned by <http://www.nicky510.com> . Comics used with permission.

10 Powerful Ways to Profit From PLR Part 2

Published by InfoBusinessUniversity

<http://infobusinessuniversity.com>

All Rights Reserved

Introduction

Introduction

How To Transfer Boatloads of Quality Content Into Powerful Profits!



Welcome and ever wish you could make money from PLR?

PLR, after all, can be so very *useful*!

You can take already written content and:

- Make your own product
- Create your own giveaway
- Drip feed it into your membership site...
- Heck, even take entire PLR businesses in Boxes and use them as upsells on your own product launches!

So many ways you can make money with PLR...

So many ways.

And we should know...

Introduction

Not only have we (Dennis Becker and Barb Ling) unlocked the secrets to such grandness....

We've ALSO released 320,000 expert IM marketing content words.... (it's Volume 2!)

It's perfect for this kind of profiting.... And....

It's never before been released.... (you can see the link at the bottom of all pages)....

And you might be wondering to yourself:

"Jeepers self, how should I start?"

'Tis a super question indeed! There's dozens and dozens of ways....

But as a quick reference guide, we've handpicked 10 ways for you to turn that insanely cost-conscious content into cold hard cash!

Behold the following:

- Personal Inspiration
- Blog Posts
- Weekly 5 day classes
- Optin Giveaways
- Affiliate Bonuses
- Product Creation
- Social Media Questions
- Tips Collections

Introduction

- Create Membership Site
- Create Coaching Program

Ready for the adventure?

Alrighty then, turn the page and let's go!



Before You Begin

Before You Begin



Imagine the following....

You can now own boatloads of high-quality, premium Expert IM content....

... and now the question arises, what can you *do* with it all?

First, let me tell you exactly WHAT you will possess should you invest in the nifty 320K premium offer!

First, you will see the 15 Transcripts from the Daily Seminar (you'll see the relevant page numbers next to each topic)

IMIT_ExpertContent_Vol2.docx

(scan through the table of contents here that follows and note the page number for the topic that intrigues you)

Premium content here includes:

Affiliate Marketing	2
Social Marketing as an Affiliate	2

Before You Begin

What Social Media Can Mean For Your Business	2
Follow the Trail Of Social Media Success	3
Get Started Using Social Media as an Affiliate	4
Continue To Build Your Audience	4
Social Media Can Be Great For Affiliate Marketers	5
Instant Payment or Long Term?	6
The Benefit of Being Paid Instantly	6
The Drawback of Being Paid Instantly.....	6
The Benefit of a Long Term Payment	7
The Drawback of a Long Term Payment.....	8
The Most Important Part of Choosing What To Promote Is.....	8
Try a Mixture	9
Long Term or Instant? The Choice is Yours.....	9
Using Webinars and Google Hangouts as an Affiliate.....	10
Think of the Webinars and Hangouts You've Attended.....	10
The Difference between Google Hangouts and Webinars	11
Planning Your Presentation.....	11
Getting The Product Creator On Board	12
Getting People To Join Your Webinar	12
Profiting Using Webinars and Google Hangouts	13
Featuring Other Marketers in Your Download Pages and In Your Products.....	14
Why You Should Be a Product Creator Even as an Affiliate	14
Featuring Other Marketers on Your Download Pages	15
Featuring Other Marketers In Your Products	15
Promoting Via Email	16
Implement This Strategy.....	16
Where to Find Products to Promote	18

Before You Begin

What's Your Niche?	18
What Does Your Audience Really Want?.....	18
What Are People Already Buying?	18
Scout Affiliate Networks	19
Do Some Google Searches	19
Get to Know Product Creators in Your Niche	20
Try Different Affiliate Promotions	20
Stick with Companies Who Will Pay You	20
Start Searching for Your Next Promotion	20
Coaching Articles.....	22
Mindset of a Coach.....	22
This Will Be Challenging Sometimes	22
Take a Step Back Sometimes.....	22
Be Truthful About Your Path	23
Know That There Is Something Really Special about You	23
Be Able to Admit Your Weaknesses	23
Know Who You Prefer to Work With.....	23
Be Ready To Shine the Spotlight on Your Mistakes	24
Get Ready to Guide People to Their Futures.....	24
Offering Individual One-On-One Coaching.....	25
The Shape One-On-One Coaching Can Take	25
How Many Clients at a Time	26
Start To Offer One-On-One Coaching.....	27
How Will You Communicate?.....	28
Deciding Where to Mentor People	28
Is It Better to Meet In Person or Coach Online?.....	28
It Also Depends on Who You'll Be Working With	28

Before You Begin

A Combination of Methods Can Work Well	29
Coaching On the Internet— Technology and Methods	29
Skype.....	30
Email	30
Webinars and Google Hangouts.....	30
Basecamp.....	31
Choose What’s Best for You.....	31
Pricing Your Coaching Services.....	32
Pricing According To Niche and Audience	32
What’s Your Time Worth?.....	32
Pricing For Group Coaching Situations.....	33
Pricing For Hands-Off Coaching	33
Pricing For In-Depth, One-On-One Coaching	34
Set Your Coaching Apart	34
It’s Up To You... ..	35
Price Your Services and Adjust Them Up or Down Over Time.....	35
Get Started	35
Getting the Student to Respond	36
Are You Doing Your Job?	36
Address any Mindset Issues.....	37
Practical Issues.....	38
Be Open with Any Issues.....	39
Boost Response and Success Rates.....	39
Copywriting Articles	40
The Importance of the Offer.....	40
What about Your Offer?.....	40
The Offer Matters	42

Before You Begin

Preselling by Reviewing	43
How to Create a Great Product Review	44
Start Writing Product Reviews	46
The Story.....	47
What Are You Trying To Do With Your Sales Letter?.....	47
Eliminate the Fear of Storytelling	47
Storytelling Gets Easier Over Time.....	48
How to Tell a Great Story	48
Practice Writing Your Story	49
The Story Leads to Sales.....	50
Copywriting as a Service.....	51
What You Can Charge As a Copywriter	51
How to Develop the Skills You Need to Succeed As a Copywriter ...	53
To Your Success As a Copywriter	54
Video Sales Letters	55
Making A Personal Connection With Video	56
Choosing The Type Of Video You Want To Create	56
A Sample Video Script.....	57
Test Different Things	58
Use Video Sales Letters To Sell More	58
Email Marketing Articles	60
Why You Should Pay for Your Autoresponder Service	60
What You Need to Know about Paid Autoresponder Services	60
What You Need to Know about Free Autoresponder Services	61
For Web Marketers Who Need Email Marketing.....	61
Go Ahead and Sign up.....	62

Before You Begin

Using Autoresponders Effectively	63
What Are Autoresponder Emails?	63
How an Autoresponder Account Works.....	63
Types of Autoresponder Emails	64
How Often To Schedule Autoresponder Emails to Go Out.....	64
What to Promote In Autoresponder Emails.....	65
Sequences of Three	65
Tweaking Your Autoresponders Over Time	65
Write Emails and Profit.....	66
Using Lead Magnets Effectively	67
What Is A Lead Magnet?.....	67
A Lead Magnet Should Be Simple	68
A Lead Magnet Should Be Very Specific.....	68
Types Of Lead Magnets.....	68
Cheat Sheet	69
Course	69
Report	69
Ebook	69
Video.....	69
Audio.....	69
Coupon.....	69
Quiz	69
You Need A Great Squeeze Page... ..	70
You Need Highly Targeted Traffic	70
Get Your Lead Magnet Ready!	70
Getting More People to Open Your Emails.....	71
It's All About Email.....	71
Building a Relationship with Your Audience.....	71

Before You Begin

Getting People Addicted to Your Content	72
Researching What Your Audience Needs and Wants in the First Place	73
Crafting a Great Subject Line	73
Put This into Practice	74
The Value of a Buyer's List vs. a Freebie List	75
We Value Buyers More Than We Do Freebie Seekers	75
Put More Effort Into Those Who Buy From You Again And Again ...	75
How Do People Get On Your List?	76
Buyers vs. Freebie Seekers	76
Focus on Your Buyer's List.....	77
Segment Your List for Maximum Profitability	77
Having A Professional Autoresponder Service Can Help You Effectively Work With Freebie Lists And Buyer's Lists	78
Pay Attention to the Differences in Your List Subscribers.....	78
Income Generation Method Articles.....	79
Writing Life Histories	79
Types of Personal Histories	80
What You'll Need for Your First Interview	81
Transcribing the Interviews.....	82
Turning It into a Written Masterpiece.....	83
Putting it on CreateSpace	83
Providing This as a Service	83
Specific Services You Can Offer	84
Teach Others to Create Personal Histories, Biographies, and Memoirs	85
What You Need to Teach Them	85

Before You Begin

Questions to Ask	85
Interview Techniques	86
Transcription	86
Writing Narratives	86
Turning this into Their Own Business	86
Get Started With Person Histories	87
Freelance Writing, part 1	88
Step 1: Figure Out Who You Are As a Freelance Writer	88
Step 2: Figure Out Who Your Clients Are Going To Be.....	91
Step 3: Figure out What Makes You Special as a Writer	91
Step 4: Get Better, Fast!	92
Step 5: Set Up Shop	93
Freelance Writing (Part 2).....	95
Step 6: Start Networking.....	95
Step 7: Free Methods You Can Use To Advertise Your Services.....	95
Step 8: Getting Your First Client	96
Step 9: Filling Up Your Days	97
Step 10: Scaling Up With Paid Advertising Methods.....	98
Freelance Writing (Part 3).....	99
Your 6 Month Plan To Get Started As A Freelance Writer	99
5 Simple Little Ways to Grow Your Freelance Writing Business	99
Method 1: List Building as a Freelancer.....	99
Method 2: Create a Deal They Can't Refuse	100
Method 3: Partner Up	101
Method 4: Offer Premium Packages.....	101
Method 5: Make Yourself Scarce	102
Get Started As a Freelance Writer	103

Before You Begin

Create PLR Content to Sell	104
Investigate What's Already Selling Well	104
How Will You Stand Out?	105
Writing Your First Content	105
Marketing Your PLR Business	106
Creating A Monthly PLR Membership Site	106
Get Started Today	107
Joint Ventures Articles.....	108
Joint Venturing on a Product	108
What Do You Bring to the Table When It Comes To Product Creation?	108
Consider What Your Goals Are When It Comes to Product Creation	109
Brainstorm about Your Product Together	110
Communicate With Your Partner Frequently	110
Get Started Joint Venturing on a Product	110
Approaching Your First Potential JV Partner.....	112
You're Sold... Now What?	112
The Scary Part of Starting to JV	113
Approaching Your First Potential JV Partner	114
Once You Have a Response... ..	115
Approach Your First Potential JV Partner Soon	115
Ending an Unprofitable or Bad JV Relationship.....	116
Ending an Unprofitable JV Relationship	116
Ending a Bad JV Relationship	117
You'll Be Better Off in the End	118

Before You Begin

How to Use JV's to Build Your List.....	119
Why Do You Want to Build Your List With Joint Ventures?	119
How to Use Joint Ventures to Build Your List	120
How to Get More Out of Your Relationships	122
Put a Lot of Your Effort into Gathering Affiliates and JV's	122
Consider JV Partnerships	123
Consider What Others Want	124
Marketing Articles	125
Begin Building Your Brand from the Start	125
Consider These Things First	125
Examine Brands and Marketers You Admire	126
An Overview of Your Complete Branding Strategy	129
Figure out Your Unique Selling Proposition	129
Action Steps for Branding Yourself.....	130
Setting up Your Blog	130
Set up Your Social Media Accounts	132
Networking Is Part of Branding.....	133
Targeted Traffic Is Part of Branding	134
Tying All the Pieces Together	134
You Aren't Just Playing Pretend	134
Building Everyone into a Frenzy.....	136
Putting Content Everywhere.....	139
Building a Community to Market Yourself as a Leader	142
Mindset Articles	147
Habits.....	147

Before You Begin

Changing Habits.....	148
Why Is It So Hard To Develop New Habits?	148
Changing a Habit in 30 Days	149
Make a List of the Habits You Want To Change	149
Focus On Just One	149
Layer New, Positive Habits	150
Change Your Habits for the Better over the Long Term.....	150
Challenges.....	152
Challenging Yourself Is the Secret	153
How Challenges Help You Grow	154
Challenges Allow You To Front Load Your Work	155
Make Work Exciting	156
Get Yourself Motivated	157
Reach for the Moon and You'll Land among the Stars	157
Example Challenges	158
Self-Esteem and Attitude	160
What Is Self-Esteem?	161
What Is Attitude?.....	161
Boost Your Self-Esteem	162
Change Your Attitude	163
You're In Control	163
Action Taking vs. Info Gathering	165
How to Learn In the Beginning	165
How to Practice In the Beginning.....	166
Gathering the Right Kind of Information.....	166
Keeping Your Focus.....	167
Taking Action	167

Before You Begin

Those Who Take Action Are the Ones Who Succeed	167
The Difference Between Info-Gathering And Action Taking Is.....	167
Entrepreneurial Mindset	169
What does it mean to be an Entrepreneur?	169
What does it mean to be a Successful Entrepreneur?	169
Getting Into the Mindset of an Entrepreneur	170
Changing the Way You Do Things.....	170
This is What You're Meant to be Doing.....	171
What Does Being an Entrepreneur Mean to You?	171
Your Entrepreneurial Mindset Will Take You Far	172
Passive Income Articles	173
Membership Sites	173
Different Types Of Membership Sites	174
What Does Your Audience Want Out Of A Membership Site?	174
Getting Started Creating Your Membership Site	175
Standing Out From Other Membership Sites	175
An Easy Model To Get Started With	175
Ways To Earn Even More With Your Membership Site.....	176
Start Your Membership Site Today	177
Fixed-term Memberships	178
Starting a Fixed-Term Membership Site Might Be Your Solution...178	
How You Can Structure Your Content	179
How You Can Deliver Your Content	180
Get Started With Your Fixed-term Membership Site.....	180
Forum-Based Memberships.....	182
A Type Of Membership Site You Can Control	182

Before You Begin

Notes About My Own Forum-Based Membership Site	182
Community And Autopilot Content	183
Starting Your Forum-Based Membership Site	184
Royalties from Self-Publishing	186
Who Can Self-Publish?	186
What Can You Earn With Self-Publishing?.....	187
What Are Some Great Niches or Genres To Self-Publish In?	188
Getting Started Self-Publishing	189
Building Your List as a Self-Published Author	190
Publishing More Books to Build Your Name (or Pen Name).....	191
Earn Passively with Self-Publishing	191
Marketing Recurring Income Streams as an Affiliate.....	192
What Are Recurring Income Streams?	192
How Do You Find A Great Recurring Income Stream to Promote?.....	193
Earn 1K a Day is Something Recurring You Can Promote	193
The IM Inside Track is Something Recurring You Can Promote	193
What's Available in Your Niche?	194
Promoting Several Recurring Income Streams To Build Your Income	194
Building Up to a Full Time income As An Affiliate	195
Passive Income With Recurring Income Streams	195
Product Creation Articles.....	196
Where to Sell Your Products	196
Marketplace vs. Sales Solution	196
Ease of Use	197
Activity of Customers.....	197
Features	198

Before You Begin

Potential Profitability	198
Popular Digital Marketplaces	198
Where Are Popular Product Creators In Your Niche Selling?.....	199
Get Your Product Up For Sale	199
Consider More Than One Marketplace	199
Profit!	199
Sales Solutions and Marketplaces to Investigate	200
Planning Your Sales Funnel	201
To Upsell or Not to Upsell... ..	201
Why Not Send People Straight to a Sales Page?	202
Get Your Sales Funnel up and Running	204
Outlining and Chunking	206
What Is This Great Method?	206
The Power of Outlining	207
The Power of Chunking.....	207
Give Yourself a Running Start.....	208
Outsourcing Your Product Creation.....	210
Being Prolific Matters	210
Outsourcing Product Creation	211
Choosing What’s Right for You.....	211
Don’t Hesitate to Outsource	212
Start a Little Bit at a Time	212
Manage Your Projects Well	213
Outsourcing Product Creation Is a Smart Business Move	213
If You Build It, Will They Come?	215
Creating Products Doesn’t Lead To an Instant Fortune	215

Before You Begin

There Has To Be a Demand for the Product	215
Reasons People Aren't Buying Your Product	216
Create a Checklist for Yourself	217
Create Solid Goals	217
Build It... and Then Do This...	217
Productivity Articles	219
Hofstadter's Law	219
It's All a Little Too Much.....	219
The Power Of The Human Mind Will Carry You	220
Improving Your Sense of Time	220
Dealing With Poor Time Estimation	220
Everyone Perceives Time Differently.....	221
Improving Your Perception of Time	221
You Actually Don't <i>Want</i> to Notice the Time At All...	221
Are You Scared Of Your Work?	222
To "Beat" Hofstadter's Law...	222
Parkinson's Law.....	224
Set Time Limits For Yourself.....	225
Clearly Write Your Deadlines Down	226
Clear the Clutter (In Your Head and Elsewhere)	227
How to Clear the Clutter in Your Environment.....	228
How to Clear the Clutter in Your Mind.....	229
What to Do If Things Get Cluttered Again.....	229
Simplicity Is the Secret to Ultimate Productivity.....	230
Outsourcing.....	231
Consider the Things You Can't Do.....	231

Before You Begin

Consider the Things You Don't like to Do	232
Consider what's Most Profitable in Your Business	232
Things You Can Outsource	233
Outsourcing Writing Tasks	233
Outsourcing Graphics	233
Outsourcing Technical Work	234
Outsourcing Virtual Assistant Work	234
Outsourcing Personal Tasks	234
What to Look for in an Outsourcer	234
How to Find an Outsourcer	235
How to Get What You Need and Want from an Outsourcer	235
Get Started Outsourcing	236
Plan Ahead	237
The Importance of Planning Ahead	237
Your Plan For Planning- Step 1	237
Your Plan For Planning- Step 2	237
Your Plan For Planning- Step 3	238
The Importance of This Planning Exercise.....	238
Planning Ahead Saves You A Bundle Of Time.....	239
Productive In The Morning And Creative At Night.....	239
Your 3 Important To-Do's Per Day.....	240
Get Those To-Do's Off Your Mind as They Come In, By Planning ..	240
Breaking Down Your Top 3 Tasks	240
However You Do It, Plan It	241
Self Publishing Articles	243
Outsourcing Your Kindle Publishing Business.....	243
How To Choose What To Outsource For Your Self-Publishing	

Before You Begin

Business	244
How To Find A Great Outsourcer	245
How To Manage Your Projects And Those You Outsource To	245
Scaling Up Your Business With Outsourcing.....	246
Getting Started Outsourcing Your Self-Publishing Business	246
Creating Effective Descriptions	248
Using Your Copywriting Skills to Write a Great Description	248
Study What Other Authors Are Doing.....	249
Writing a Fiction Blurb	249
Writing a Nonfiction Description	249
Using HTML for Your Book’s Kindle Page	250
Using Keywords in Your Description	250
Effective Descriptions Lead to Sales.....	251
All about Keywords on Amazon	252
What You Need To Know About Keywords On Amazon	252
How Many Keywords Can You Use?.....	253
The Relationship Between Keywords And Categories.....	254
How to Spy On Successful Books to Figure out Keywords.....	254
What Keywords Can and Can’t Do For You	254
Tweak Your Keywords and Use Them from Here On Out.....	255
How to Outline a Fiction Book	256
How to Get Starting Writing a Fiction Outline	257
Brainstorm	257
Outline.....	258
Remain Flexible.....	258
Write an Outline and Succeed With Fiction	259
Easily Writing a Nonfiction Book.....	260

Before You Begin

Plan Ahead.....	260
Outline and Research.....	261
Write Your First Draft.....	262
Edit Your Draft	262
More Tips for Easily Writing a Nonfiction Book	262
Social Marketing Articles	264
Creating Effective Facebook Groups for Business (part 1)	264
My Experiences Running a Facebook Group.....	264
If You Want To Start Your Own Facebook Group.....	265
The Basics of a Facebook Group	266
Before You Start a Facebook Group	268
Setting Goals for Your Facebook Group	269
Creating Effective Facebook Groups for Business (part 2)	270
Taking the Plunge.....	270
How to Create Your Own Facebook Group	270
Admining a Facebook Group.....	271
Optimizing Your Group	272
Now That You've Started a Facebook Group.....	273
Adding a Lot of Value to Your Facebook Group.....	274
How to Get Members to Join Your Facebook Group.....	276
Getting Your First Members.....	276
Keeping the Conversation Going.....	276
The Marketing Connection	277
Automatically Getting Facebook Group Members.....	278
Other Ways to Get Group Members	278
Work Out a Plan to Get New Members Consistently	279

Before You Begin

How to Run Twitter Chats.....	280
Using Hashtags in Marketing and During Tweet Chats.....	281
Using Social Media to Drive Traffic	283
There Are a Lot of Options When It Comes To Social Media	283
How to Choose the Best Social Media Sites for You	283
Getting Started Using Social Media	284
Personal Social Media Vs. Business Social Media.....	285
Getting Started Posting.....	285
Find Friends and Followers	285
Using Social Media to Drive Traffic to Your Web Properties.....	286
Come up with a Social Media Plan And Implement It.....	287
Traffic Generation Articles	288
Decoding and Beating the Competition	288
Find The Top 10	288
Researching the Competition	289
Using Flippa to Research the Competition	289
Beating the Competition.....	290
Facebook Traffic Strategy.....	291
Using Facebook for Traffic.....	291
Optimize Your Facebook Posts	292
Creative Facebook Strategies.....	293
Paid Facebook Marketing	293
Viral Facebook Marketing	294
Your Plan for Dominating Facebook.....	295
Creating Rebrandable Reports	296
Recruiting People to Rebrand and Share Your content	296

Before You Begin

Simple Traffic with a Viral Effect	297
How to Create a Report	297
Use This Strategy To Get Great Traffic.....	298
What I'm Using	298
Google+ Traffic Strategy	300
Ranking Your Google+ Page	301
Google+ Content.....	302
Google Hangouts	303
The YouTube Connection	304
Google+ Is More Than What It Seems On The Surface	304
Traffic from Article Marketing.....	305
The Importance of Great Article Content	305
Putting Content into Article Directories.....	306
Newsletters.....	307
Leveraging Your Articles in More than One Way.....	307
Turn Your Articles into Free Reports	308
Create Rebrandable Reports Using Articles	309
Submit Transformed Article-Books to Ebook Directories	310
Give Your Articles Away As Bonuses	310
Let Your Affiliates Use Your Content	311
Posting On Web 2.0 Sites	311
Share Your Articles on Slide Sharing Sites	312
It's The New Article Marketing	312

That's the 70-odd premium content pieces from the IM Inside Track.

You also have:

Before You Begin

DailySeminar_ExpertContent_Vol2.docx

Premium content here includes:

How to Overcome Skepticism	1
The 3 Things Needed	1
Enter the Guarantee	2
Enter the Testimonials	3
Enter the Gathering	4
The Google eMail Trick	5
Anticipate and Prepare	5
The Smaller Commitment.....	6
Share Personal Results.....	7
Use Modalities.....	8
Red Herring	10
The Relative Comparison	10
The Better Deal.....	11
The Coming Up Short.....	11
The 1 of 3 Proposition.....	12
Enter The Middle	14
The Super Workshop	15
Stacking The Value	16
Renting a List	17
The Post Dating.....	18
Simple Copywriting	20
Print It Out!.....	20
Add New Domain.....	21
Tackle Sub Headline	21

Before You Begin

Enter the So What	22
Take advantage of scruffies!	23
Alternate Letter	24
More Buy Buttons!	26
Add Video and Audio	27
Add Exit Pop	28
Add Affiliate Solo Ad	29
Increase The Price!	29
Add Front End or Backend	30
Add No Brainer Guarantee.....	31
Add Scarcity and Testimonials.....	32
Get Critiqued	34
Add Power Words	35
Add What's In It For Me?	35
Recap	37
Commitment and Consistency Principle	41
The Background	41
The Justification Factor	42
Their Worse Interest	44
The Easiest Exchange	44
The Mini Commitment.....	45
Transform Small Purchases into Big Purchases	46
Add Accountability.....	47
Sign a Petition	48
The Whatevers Creed	48
Overnight Blogging.....	50
The Point of Your Blog	50

Before You Begin

What do you want on your blog?	51
Blogging Formula	53
Rant Posts	55
Affiliate Review Posts	57
Tutorial Posts	58
Guest Survey Posts	60
User Feedback Posts	61
The Six-Months-Later Approach	62
The One-More-Thing Approach	63
Monthly Summary Posts	64
Your Next Steps	65
Master Story Telling in 7 Days or Less	70
Stories show instead of tell	70
Stories Are Easy	71
The journey plot:	72
Us vs. them	73
The Happy Accident	74
3 Day Story Challenge	75
Get Crazy Good at Interviews	78
Instant Product	78
Solve Little Problems	79
Getting People On Board	80
How To Find Someone	81
Interview Layout	82
Making Tech Simple	83
Take Notes	83
The Scripted Interview	84

Before You Begin

The Game Show Host	85
The Dual Experts.....	85
The Challenge Interview	86
The How You Did It	86
The Back And Forth.....	86
Starting Out Easy	87
Leveling It Up.....	88
Case Study	89
Matching Expertise	90
Your Next Steps.....	92
Problem Solving Strategies for You and Your Clients	95
It's Where The Money Is.....	95
Isolate the Problem	96
Abandon Solving It.....	98
Hire Someone Else	98
Solve It Yourself	99
Ask Smart AND Dumb Questions	99
Enter the Therapist.....	100
Bring Objectivity	101
Consider Generalizations	101
Set Deadlines	103
Finally Focus!	103
The Secret of Three Modalities.....	104
What is a Modality?	104
The First Modalities	105
Addressing All Modalities	106
The Rule of 3.....	106

Before You Begin

eMail Coaching Modality	108
Software Modality	108
Niche Modalities.....	109
Perception Modality	109
Going The Extra Mile	110
How to Handle Failure	112
Start with the System	112
Enter Time Limits.....	113
Delays Are Not Denials	114
Banish Stress.....	114
Always Act	115
Always “What’s Next”	116
Attach the Image In Your Mind	117
Recreate That State Whenever Needed.....	118
Condition Future Success.....	118
Package Selling Vs. Cafeteria Selling	120
Cafeteria Selling	120
Package Selling	121
Controlling Choice	121
A Marketing Package Example	123
Packages to MegaPackages.....	124
Extra Organization	126
In Closing	127
How to Get Massive Responses From Your E-mails	129
Offer Value For Free.....	129
Enter The Catch	130
Prelaunch.....	131

Before You Begin

Webinar	131
Ask The Interest	132
Tell Me What You Think	133
What Am I Doing Next?	134
Be Unafraid and Controversial	135
How to Launch a New Product Every 7 Days	138
The List	139
The Time	139
The Scheduling	140
The Funnel	141
Solving The Problem	142
The 80/20	143
The Price Raising Tactic	144
The 2 for 1 Tactic	145
The Downsell Tactic	146
The Affiliate Ad Tactic	146
Time Saving Strategies	147
The Questionnaire	147
Motivation!	149
How an IM'er Can Make a Difference in Someone's Life	151
Impacting Lives	151
Bring Solutions	152
Listen To People	153
Give Vicarious Thrills	154
Look Out For Their Best Interests	155
Protect Them From Negative Social Conditioning	155
Make Sacrifices	156

Before You Begin

Be Optimistic	157
Be Different	158
Video Marketing on Crack	160
Affiliate Marketing Videos	160
Demonstrate!.....	161
Video Formats	162
Rip Audios.....	163
Free Video Marketing	163
Technical Video Tools.....	164
Hosting Videos.....	165
Practice	166
Answer with Videos	167
Just Begin.....	167
Repetition	168
Be Yourself	169
Smart Tips.....	170
Drop The Push	171
Benefits vs Features.....	172
Break It Into Series.....	173
Publish Regularly	173
Market Smart.....	174
Even More Ideas	176
In Closing	177

Next, you have supremely comprehensive 4 ebooks by Dennis Becker in the subfolder:

Before You Begin

DennisBecker_books_PLR:

If you purchased, you received, in addition to everything else, 4 full size books that were prior best sellers of Dennis Becker's.

Yes, you can read them and profit from the ideas. In fact, the selling prices of the 4 combined, at the current time, is \$71.00.

But now you can also use the content inside in many ways, similar to the rest of what you've received... as blog posts, for example. You could take one chapter a day of the 24 Secrets of Success, for 24 days, thus giving you an entire month or more of posts, depending on how often you post to your blog.

Similarly, the rest of the books can be sliced and diced and used as blog posts, converted to podcasts or YouTube videos, etc.

Here's what you get with these books:

- 24 Secrets of Success of the World's Most Successful People – 40 pages
- 100K Bucks a Year - 119 pages
- Kindle Cheats - 25 pages
- Powerful Passive Profits – 109 pages

And finally, you have the premium expert content from Sean Mize in the subfolder:

SeanMize_ExpertContent:

- Content Marketing Strategy Blogging

Before You Begin

- Easiest Way To Build an Information Business Online
- How to Create Recorded Products FAST
- How To Write An eMail Campaign That Converts
- Layered SEO
- Maven Influencer Business Blueprint
- Reverse Funnel Training
- Standing Out In a Connected World

Whew!

What a HUGE amount of premium expert content... and it's waiting for YOU! (remember, click on the link at the bottom of all pages to grab it all!)

So here's how to use it.

- You can either pick or choose a topic/niche and find the relevant content there....

OR....

- You can pick/choose a METHOD to showcase the content, and begin that adventure as well.

Since there are approximately 3847937 ideas located within all this fantastic content, let me begin instead with nifty ideas! Move to:

1.) Personal Inspiration

1.) Personal Inspiration



This is kinda sorta big and kinda sorta HUGE.

Open the **DailySeminar_ExpertContent_Vol2.docx** file.

Open it right now! 😊

Now, do you see how all the transcripts are by Jason Fladlien and Robert Plank?

Do you remember that they charged \$47/month to access them...

... and that Dennis Becker spent \$32,000 for the exclusives rights to them?

Think about that now for a moment.

Jason and Robert, ALONG with clearing \$47/month from bunches of users...

>> **ALSO received 32K FOR that content.** <<

Isn't that inspirational to realize?

1.) Personal Inspiration

Let that sink in for a moment.

- They made their content...
- Built a membership for recurring income....
- Built a thriving community and reputation....
- ... were able to sell their products to said community.....

They did NOT wait to “get permission” to make things happen....

They made things happen themselves.

Let me now repeat that in great big glowing neon blue highlighted letters:

They did NOT wait to “get permission” to make things happen....

They made things happen themselves!

Truly, isn't that inspirational to realize?

And you now have in your hands 15 of those seminar transcripts (if you'd like to add an additional **800,000 words of premium content and grab the rest of those transcripts (169 in total!)**, click below to visit:

Add 800,000
Premium Content Words
for a Total of
One Million!!! (1,000,000)

So yep... the first use of PLR is to get inspired!

2.) Blog Posts

Folks like Jason and Robert built their own business....

.... **And you can too!**

Btw, if you want to walk down memory lane, you can see how they both STARTED at the WarriorForum over at:

- [Jason Fladlien at the Warrior Forum](#)
- [Robert Plank at the Warrior Forum](#)

Isn't that nifty? Let's now move to the next use for PLR:

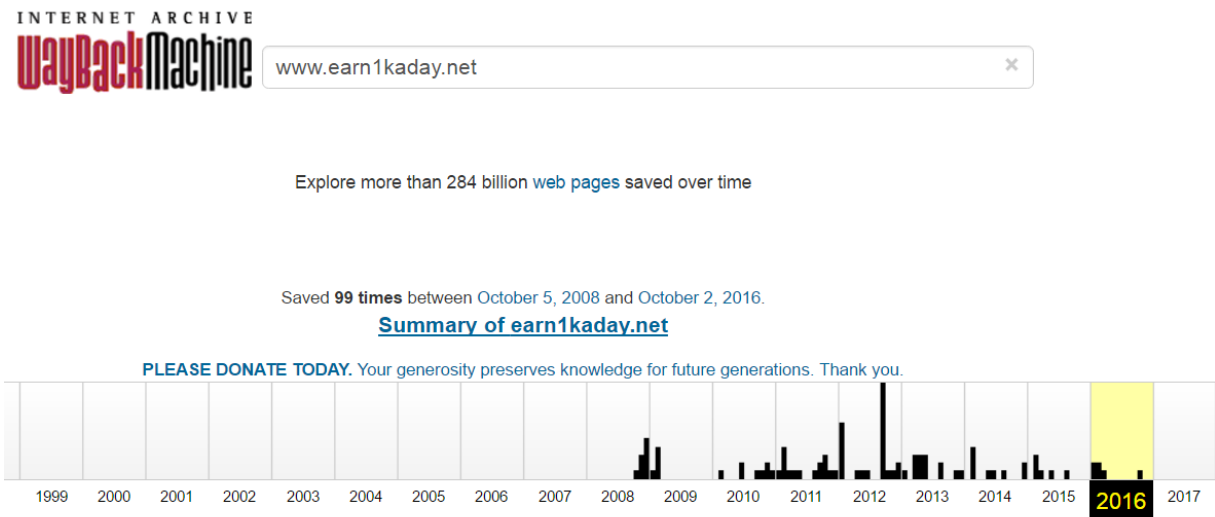
2.) Blog Posts



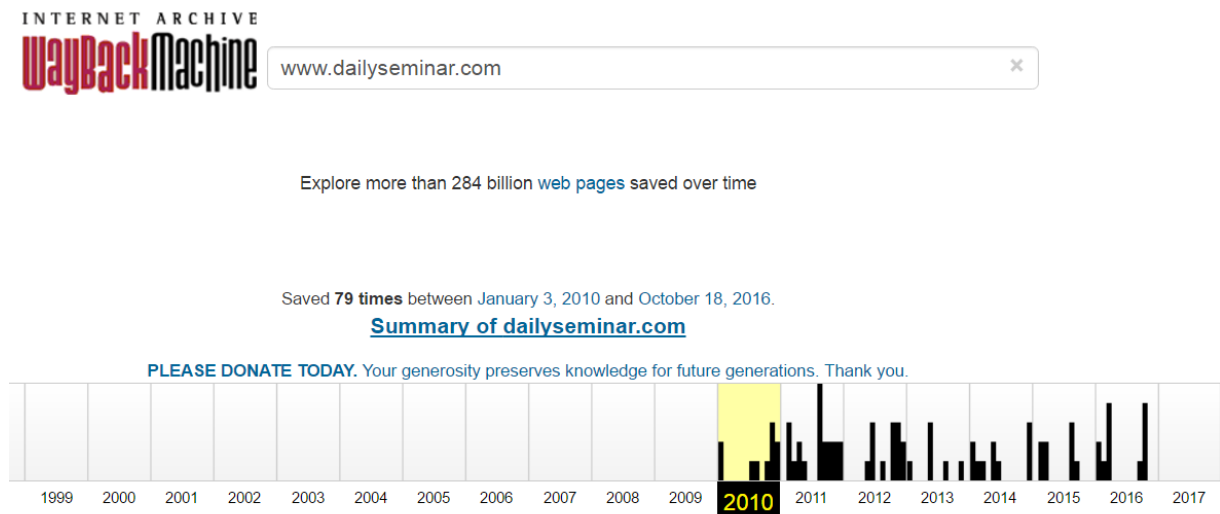
All together now: Yay!

Having your own blog is fantastic because you generate undeniable proof as to your history on the Internet. We HIGHLY recommend you start your own blog... after all, here – look at the history of Dennis Becker's Earn1KaDay site:

2.) Blog Posts



And here's the history of Jason Fladlien and Robert Plank's Daily Seminar site:



Seriously, you just cannot fake a history like that!

Your takeaway?

Start your own personal blog...

3.) Weekly 5 Day Classes

... and every day, you can pick and choose an expert content selection to use in your site.

Resources to help making a blog include:

- <http://neilpatel.com/how-to-start-a-blog/>
- <http://www.theminimalists.com/blog/>
- <http://www.wpbeginner.com/start-here/>

Sounds good? Alrighty then, let's move to our next idea:

Create:

3.) Weekly 5 Day Classes



One of the great benefits to the package you just invested in is each content chunk....

... can be broken down into individual lessons!

That means you can look through a premium content chunk and break it down into 5 individual blog posts....

3.) Weekly 5 Day Classes

.... And each day, post

- Lesson 1 on Monday
- Lesson 2 on Tuesday
- Lesson 3 on Wednesday
- Lesson 4 on Thursday
- Lesson 5 on Friday

Barb Ling did that herself awhile back over at:

- <http://www.barbaraling.com/insights/make-money-online-tutorial-before-you-begin>

That topic was “Make Money Online”.

The closing of every week long tutorial saw a call to action (**ie, let’s now recap! And here’s something you can buy for more training!**).

It worked rather well.

For more ideas regarding creating tutorials online, check out:

- <http://menwithpens.ca/great-tutorial/>
- <http://justinseeley.com/tutorials/create-great-tutorials-subject/>
- <http://www.hongkiat.com/blog/youtube-tutorial-for-beginners/>

Next, let’s move to:

4.) Optin Gift Giveaways

4.) Optin Gift Giveaways



Another spiffy use of the premium content you have is to create an optin giveaway (ie, Hey! Sign up for my list and I'll give you something grand!).

You can take one of the tutorials you made...

... or simply take some of the premium content you now possess....

... and just copy/paste that into a blank MS Word document.

Did you know you can get FREE report templates too?

You really can! Grab them all (Open Office and Google Docs too!) at:

- <https://templates.office.com/>
- <https://templates.openoffice.org/>
- <https://docs.google.com/templates>

Need help to create a giveaway report? Mosey on over to:

- <https://www.entrepreneurs-journey.com/4692/how-to-write-a->

4.) Optin Gift Giveaways

[free-report/](#)

- <http://www.warriorforum.com/articles/602998-how-create-free-report-giveaway-7-simple-steps.html>
- <https://www.leadpages.net/blog/lead-magnet-delivery-send-free-report-white-paper-after-opt-in/>

And if you'd like tips on how to create ebook/report cover images, check out:

- <https://smartbirdsocial.net/how-to-create-a-3d-ebook-cover-image/>
- <http://www.adazing.com/cover-mocks/>

Got that?

Woot! Want another way to use the superb content that is gazing lovingly at you right now? Move to:

5.) Affiliate Bonuses

5.) Affiliate Bonuses



Do you do affiliate marketing?

Want to compel more people to buy thru your link?

Take that optin report you just made and add it as a bonus to your affiliate link!

You can add new affiliate bonuses to JVzoo links over at:

- <https://www.jvzoo.com/affiliates/affiliatebonus>

and with WarriorPlus links, you'll be able to add your bonus in your Link Details like so:

Visit: <https://warriorplus.com/aff-offer/o/y4v7k7>

If you're approved you will see a nice green Link Details button – when you click on it, you'll see:

5.) Affiliate Bonuses

Your Affiliate Link

320K Words Expert IM Content PLR for Multiple Uses & Memberships

List your bonus there

Your Affiliate Link:

<https://warriorplus.com>

Buyer Bonus URL:

Paypal Email: manage accounts

Save **Close**

Upload your bonus to your DropBox or Google Docs or wherever location, and then copy/paste the URL to access it there.

Need help in sharing files? Check out:

- https://www.dropbox.com/help/topics/sharing_files_and_folders
- <https://support.google.com/docs/answer/2494822?co=GENIE.Platform%3DDesktop&hl=en>

Next, move to:

6.) Product Creation

6.) Product Creation



Yes!

Product Creation!

'Tis a glorious thingee indeed.

You can pick/choose/use whatever portion of the premium content you have and create digital, downloadable, affiliate-promotable products!

And remember – product creation does NOT have to be difficult at all – simply create a one problem/one solution product, or a cheatsheet, or

You are only limited by your imagination!

Resources to help you do that include:

- <http://nichehacks.com/digital-product-creation/>
- <https://www.inc.com/jeff-haden/8-steps-to-creating-and-launching-profitable-digital-products.html>

6.) Product Creation

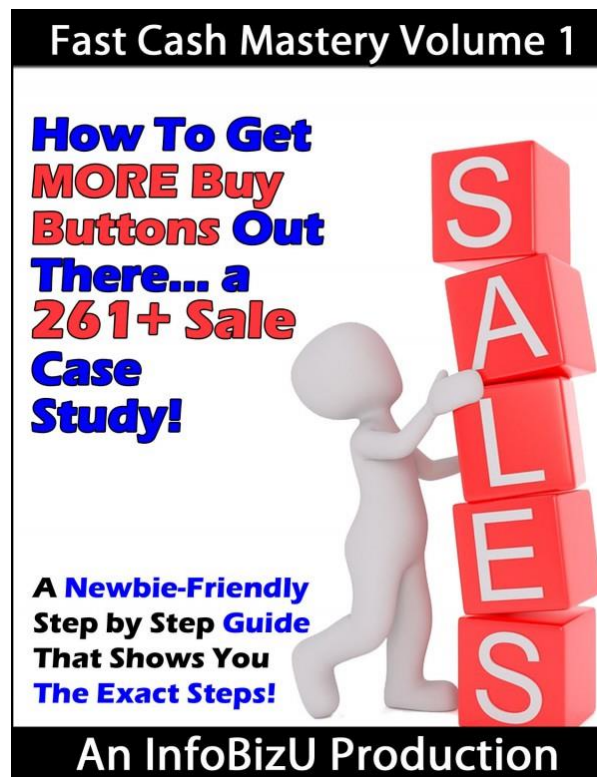
- <http://blog.lemonstand.com/5-best-selling-digital-products-can-sell/>

Heck, you could even win Deal of the Day too!

Dennis and Barb recently did that and recounted it ALL over at:

[How To Get More Buy Buttons Out There... Super Fast:](#)

[A Case Study!](#)



That was their second Deal of the Day in less than a week, btw.

This stuff *works!*

... if YOU put in the work as well.

7.) Social Media Questions

Sweet!

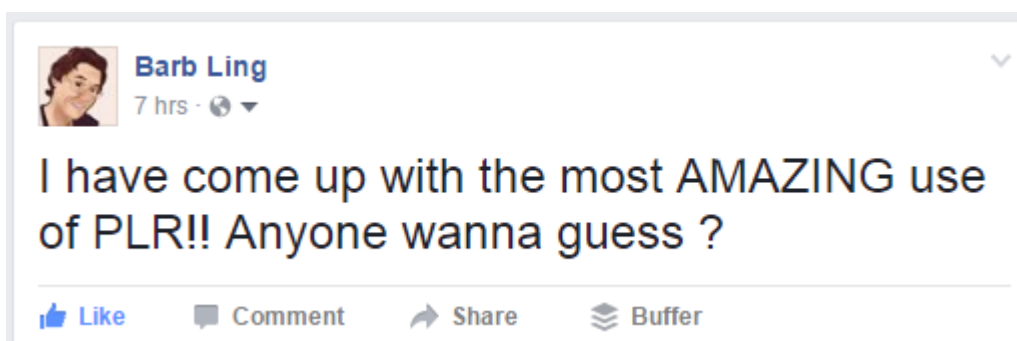
Next:

7.) Social Media Questions



Oh this is a goodie!

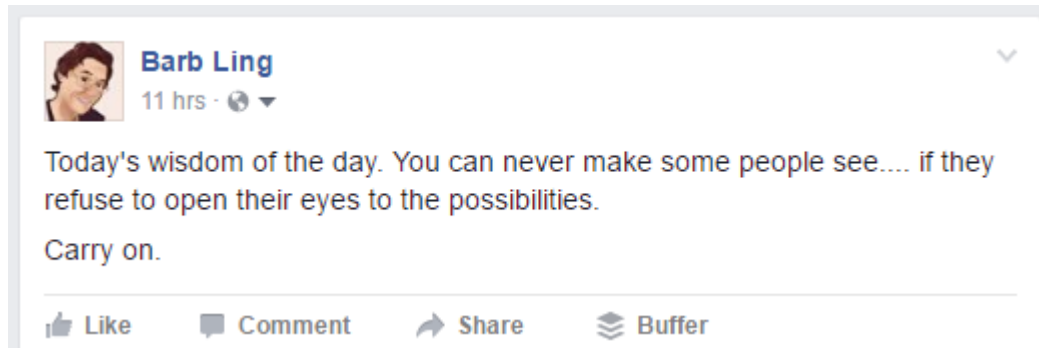
Have you ever noticed that some people will post engagement questions on Facebook or Twitter? Stuff like:



(btw, the answer to that was #1 in this compilation – Inspire yourself!)

Or:

7.) Social Media Questions



Okay perhaps that isn't quite a discussion post but hey, I'm writing this at 3am in the morning and can't ask permission to use someone else's wall.

The point is!

The point is, with all the premium content that is begging for your attention....

.... You can pick and choose individual topics and post engagement like questions.

For example!

Page 6 in DailySeminar_ExpertContent_Vol2.docx:

7.) Social Media Questions

By far the easiest way is with a strong guarantee. This is absolutely the best thing. I talk to clients, and man, if you use a guarantee in industries that don't normally use guarantees, you just kill it.

I used to sell flooring for a Carpet One, a Carpet One affiliated store. And basically Carpet One has the best guarantees in the industry, but the thing is you would never know it because it wasn't in our advertising. We would barely ever even mention our clients unless they asked about these warranties, but they had a no questions asked. If you bought a platinum brand carpet from Carpet One, you had 90 days no questions asked. You could tear up the carpet and you would only have to pay for the installation. You didn't have to pay for the carpet. You could replace it. So for no reason at all you could ask for your carpet to be replaced and you'd get a new carpet of the same value for free. But we never sold that guarantee, and we lost a lot of sales that way. It's a powerful sales point. So you want a strong guarantee.

What kinds of engagement questions can you ask from that?

How about:

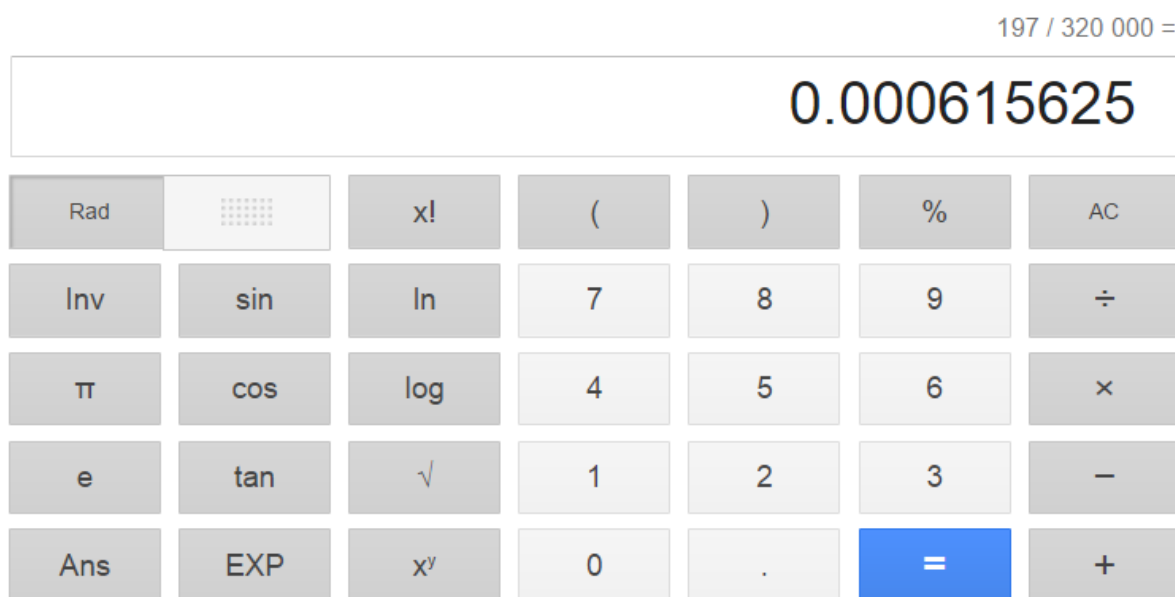
- What daily chore makes you miserable?
- What do you do about contradictory advice?
- How can you stop negative conditioning?
- Is it better to learn practical real world stuff or just theory?
- How can you make something you hate but have to do.... Fun?

There you go – a week's worth of prompts you can use on FB...

And that's only 197 words from the 320,000 premium content words you now possess....

Which is only .000615625% of the full content!


8.) Tips Collections



Cool!

Want another idea? Alrighty... how about:

8.) Tips Collections



Don't you love that image?

8.) Tips Collections

Pencil Tips!

TIPS!

ITS ALIVE! HAHAAHHAHAHAHAHA

Thank you, I feel much better now.

Where was I?

Ah yes, tips!

You can pick a premiere content chunk and pull out 3 or 5 or 10 or 12 or what have you....

Actionable tips!

And those tips...

... you can queue them up in Twitter....

Schedule them in Buffer....

Create a quick cheatsheet from them...

And more.

Quick. Easy. Punchy.

Sweet!

Btw, Buffer is a great free service you can use to broadcast your goodness – grab it over at:

- <https://buffer.com/app/>

Next? Oh, this one is grand....

9.) Create Membership Site

9.) Create Membership Site



Yes!

A membership site where you can charge folk to join!

You can drip feed the immense amount of content you have...

.... Topic by topic...

.... Or day by day...

Whatever you'd prefer.

For resources on how to create a membership site, refer to:

- <http://www.wpbeginner.com/plugins/5-best-wordpress-membership-plugins-compared/>
- <https://winningwp.com/best-membership-plugins-for-wordpress/>

Wowza!

And if you'd like to go even more beyond... consider:

10.) Create A Coaching Program

10.) Create A Coaching Program



After all, why not?

You have in your hands a HUGE amount of content....

... content you can easily customize to your niche....

So why NOT create a coaching program?

People generally will pay for more for coaching than a \$7 product solution you know....

... and you can even do the coaching via email if you'd like.

Resources to learn about coaching include:

- <https://jessicanazarali.com/how-to-create-it-girl-coaching-packages-that-sell/>

Not only that, but you can right now invest in the 25 done-for-you coaching lessons we have available too, over at:

10.) Create A Coaching Program

**Do You Already Have Your Own Coaching Program?
If Not, You'll Love This!**

"I'm Going to Give You 25 IM Coaching Lessons You Can Edit, Add to, Improve, or Use As Is to Create YOUR OWN High-Ticket 25 Week Coaching Program..."

From: Dennis Becker

Hello, as you might know, Barbara Ling and I have recently acquired the rights to the Sean Mize archive of his writing and training, and as such are licensed to provide you with the opportunity to obtain those materials at incredible prices.

Since you've just invested in a package which contains some of Sean's training, along with other premium content and a license to modify it for your own use, I would like to show you a way to enhance your business even further.

As Sean teaches, his ascension to success began when he started coaching others. He's not alone in recommending that others do the same, as it provides not only a higher income, but also a level of authority to your other offers, as well as the opportunity to help others in your niche.

Yes, you can do well marketing lower priced products, but what then?



You can grab that over at:

- <http://infobusinessuniversity.com/vault/sa/25imcoach/>

You're going to love what you learn!

Let's pause now and review your strategy! Turn to the next glorious page and:

10.) Create A Coaching Program



What You Have Just Learned

What You Have Just Learned



You learned these 10 steps:

- Personal Inspiration
- Blog Posts
- Weekly 5 day classes
- Optin Giveaways
- Affiliate Bonuses
- Product Creation
- Social Media Questions
- Tips Collections
- Create Membership Site
- Create Coaching Program

Quite the adventure, aye? But you're not yet done – move now to:

Your Next Steps

Your Next Steps



Your next steps are to DO!

Take any one of this great ways of reusing the 320,000 words of premium content (*assuming you already invested in it, and if not, lookie here to do so!*)... and put it into ACTION.

The coffee is in your cup....

Make a stellar brew today!

Woot!

Conclusion

Conclusion

This concludes Quick Profits Tips Volume 2!

Hope you enjoyed it bigtime! And please don't forget to network with us:



Hope you enjoyed this powerful blueprint! I welcome connecting with you on Facebook – please click above to “like” and start to chat!

You're going to love what you discover!

Grow strong,

Barbara Ling & Dennis Becker

About The Author

About The Author



Welcome!

My name is Barbara Ling, and in a nutshell, I'm all about sharing what I've learned over the past decade about authority and creating and running a profitable business online.

My credentials include:

- **Writing 100+ books/ebooks** about various/sundry ways for people to generate income online (entrepreneur, recruiting, real estate, auctions, Mobile, finding a job, safe weight loss, hidden customers, etc.etc.etc.)
- Being quoted/featured/etc. in various publications/blogs online like:
 - <http://www.forbes.com/sites/cherylsnappconner/2013/08/28/do-press-releases-still-matter-yes-but-not-like-you-think/>
 - [Barbara Ling: Secrets of a Veteran Webmaster](#)
 - [Empower Your Children To Out-Earn Their Professors](#)
 - [Nailing a good contractor](#)
 - [Microsoft Small Business Success Story](#)

There's 'way too much to write here....you can visit my [Barbara Ling About Me](#) page to learn more!

Appendix 1: Recommended IBU Resources

Want to see some of our great offerings? Of course you do!

Behold:

Magnificent PLR Content Volume 2!



That's what we've been discussing inside this report, and though what we've discussed pertains to some degree to any premium PLR that you own, you can use all ten strategies if you're an owner of our expert marketing content. So if you didn't grab it earlier, you still can, and we've made it amazingly affordable.

<http://infobusinessuniversity.com/vault/sa/320K/>

Magnificent PLR Content Volume 1!

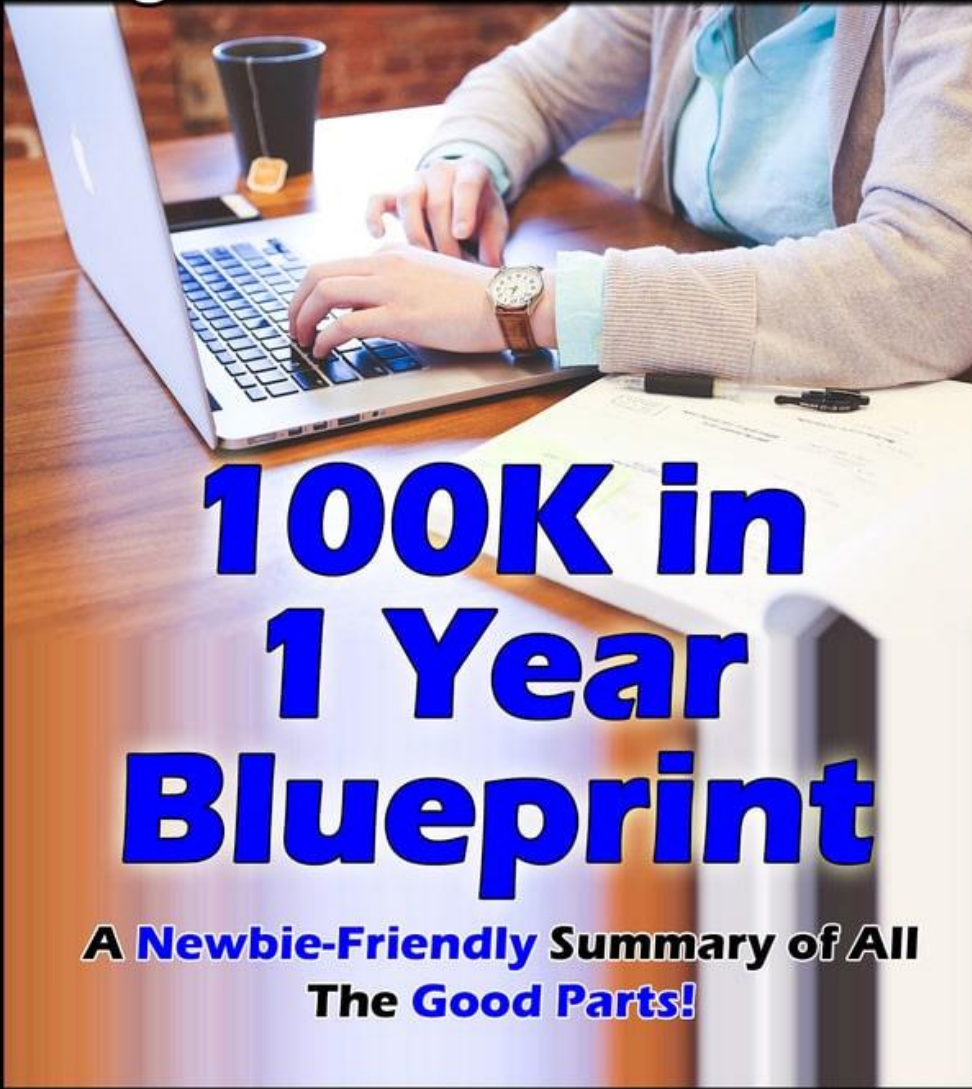


Did you miss the first volume?

Grab it here!

<http://infobusinessuniversity.com/vault/sa/235K/>

The REAL Way To Get To 100K in 1 Year



Ling's Notes for Sean Mize's

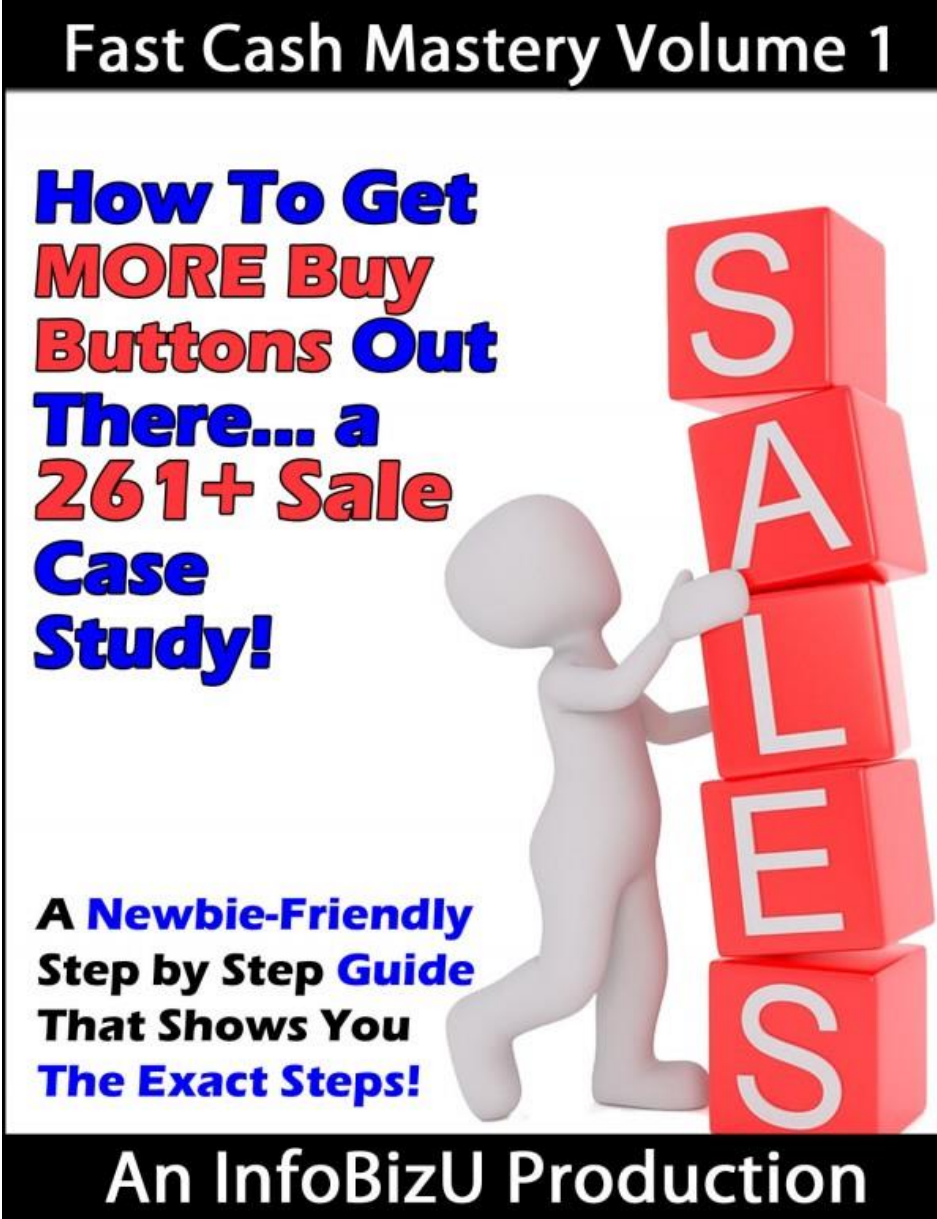
**100K in
1 Year
Blueprint**

**A Newbie-Friendly Summary of All
The Good Parts!**

A Virtual Coach Production

<http://infobusinessuniversity.com/vault/sa/100K/>

How To Get More Buy Buttons Out There! (hint: Use PLR Content!)



Fast Cash Mastery Volume 1

How To Get MORE Buy Buttons Out There... a 261+ Sale Case Study!

A Newbie-Friendly Step by Step Guide That Shows You The Exact Steps!

An InfoBizU Production

<http://infobusinessuniversity.com/vault/sa/261sales/>

68K in 57 Days!

Ling's Notes for Sean Mize's



**68K in
57 Days**

**A Newbie-Friendly Summary of All
The Good Parts!**

A Virtual Coach Production

<http://infobusinessuniversity.com/vault/sa/68k/>

Remember....

Remember....

Money Likes Speed.

Put Yourself Into Motion....

TODAY!

